

**ENGLISH :**

Watch the video and solve the exercise

<https://youtu.be/U0ZT-dFqwWk>

*\*Fill in the blanks with suitable verbs from the help box.*

cried	found	barked	hid
floated	gave	painting	rang

1. The squirrels \_\_\_\_\_ their nuts in the trees.
2. Mother \_\_\_\_\_ me a slice of bread.
3. She \_\_\_\_\_ a beautiful picture.
4. The baby \_\_\_\_\_ loudly.
5. My dog \_\_\_\_\_ at the visitor.
6. The boat \_\_\_\_\_ on the water.
7. The birds \_\_\_\_\_ some seeds outside the bird feeder.
8. Children \_\_\_\_\_ the doorbell.

*\*\*Sounds/cries of animals and birds are also verbs. Find out sounds/cries of the following animals and birds:*

1. Crow \_\_\_\_\_
2. Snake \_\_\_\_\_
3. Donkey \_\_\_\_\_
4. Frog \_\_\_\_\_
5. Sparrow \_\_\_\_\_
6. Cat \_\_\_\_\_
7. Lion \_\_\_\_\_
8. Duck \_\_\_\_\_

*\*\*\* Do page 51 in grammar book.*

## MATHS :

### Multiplication

Watch the video to understand the concept of Multiplication (Vertical)

<https://www.youtube.com/watch?v=dPksJHBZs4Q>

#### Task 1 :

Multiply and find the product:

- a.  $12 \times 2$
- b.  $21 \times 3$
- c.  $13 \times 3$
- d.  $24 \times 2$
- e.  $11 \times 8$
- f.  $22 \times 4$
- g.  $33 \times 2$
- h.  $12 \times 4$

#### Task 2 :

Write Table of 14



**Note:** Revise table 11 to 14

## HINDI :

### पाठ-७

### बादल (कविता)

### अभ्यास-कार्य -२

#### १. कविता की पंक्तियाँ पूरी करें-

आसमान में \_\_\_\_\_

\_\_\_\_\_ छाए ?

लगते \_\_\_\_\_

\_\_\_\_\_ के जोड़े ।

झूम-झूमकर \_\_\_\_\_

\_\_\_\_\_ गाना गाए ।

#### २. खाली स्थान भरें-

(क). बारिश लाने वाले बादल \_\_\_\_\_ रंग के होते हैं ।

(ख). बादलों में \_\_\_\_\_, \_\_\_\_\_, \_\_\_\_\_

और \_\_\_\_\_ की शकल दिखाई देती है ।

(ग). जब पानी \_\_\_\_\_ बनकर ऊपर उड़ता है, तब

\_\_\_\_\_ बनते हैं ।

(घ). बारिश में \_\_\_\_\_ झूम-झूमकर नाचते हैं ।

- पुस्तक में पृष्ठ ५१ का अभ्यास-कार्य करें-

## UOI:

### SHARING THE PLANET

Watch the video explore Renewable and Non-renewable resources.

<https://www.youtube.com/watch?v=MHutG0e58os>

Time to reflect

#### Natural Resources

Our earth is the source of everything we use and make. Organize the things we use into the proper natural resource categories. Some words may fit in more than one category.

paper, tin, wool, glass, fruits, vegetables, plastics, sand, natural gas, honey, rubber, iron, clay, food, clothing, aluminium, oil, medicine, leather, wax

Renewable

Plants

Animals







Non-Renewable

Fossil Fuels

Minerals

# Finding Out

Identify these things and explore from where these things come from. Write or draw.

1	Plant	Wheat	Chapati
2			
3			
4			
5			
6			
7			

## **ART:**

Draw and colour the scenery with the help of natural and man-made resources. For reference Video link is given below.

<https://www.youtube.com/watch?v=9bsiPa7lsP0&feature=youtu.be>

## **PE:**

Watch the video and practice few basic exercises for fitness.

<https://www.youtube.com/watch?v=2SGucxJcwUw&feature=youtu.be>

## **DANCE:**

Watch the video and practice

<https://www.youtube.com/watch?v=f2onOyTLXxk&feature=youtu.be>